


***Stricker***  
Gummitechnologie

## MANUGUARD

RELIABLE AND EFFECTIVE PROTECTIVE GUARD  
FOR BOTTOM BELT IDLERS



## MANUGUARD

### The bottom belt idler protection guard for belt widths of 400 to 1,200 mm

manuguard offers effective and cost-effective bottom belt idler protection against unwanted intervention on easily accessible plant segments, walkways and bridges parallel to belt conveyors.

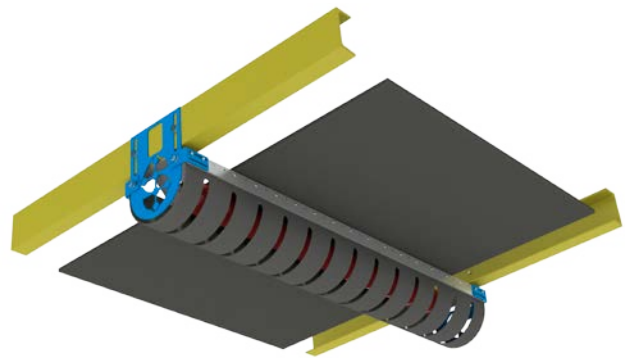

Due to their permanent movement, bottom belt idlers represent an especially high accident risk for belt conveyor operating staff.

Should employees' fingers get caught between the bottom idler and the conveyor belt they are pulled between the belt and the idler roller in the direction the belt is moving due to the mangle effect. Serious injuries and long-term health impairments can result.

Such injuries can be decisively reduced and the industrial accident rate in your company reduced through the use of manuguard bottom belt idler protection.

#### Technical details

A tailor-made piece of fabric-reinforced rubber is fixed to the metal side walls with clamping strips. These are screwed to the plant and are height-adjustable so that the roller cage can be placed very close to the belt. The side view through the metal side walls offers the opportunity of visual checking at all times. Falling bulk material can pass through the slits in the protective cage.



Falling bulk material can pass through the slits in the protective cage.

## ADVANTAGES

---

effective protection for bottom belt idlers against unwanted intervention

---

simple installation and maintenance

---

quick and simple roller replacement

---

low space requirements

---

idler rollers can be visually checked from the side

---

falling material can pass through the slits in the protective rubber cage

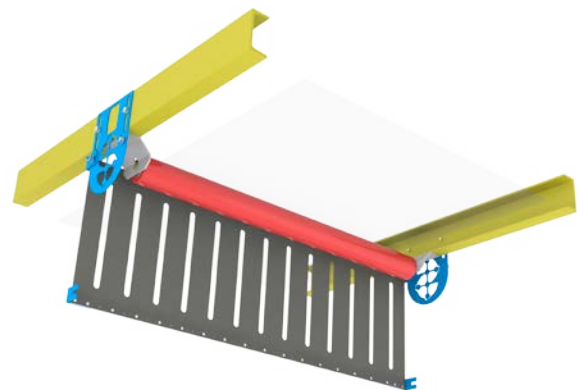
---

individually tailor-made for your plant widths

---

also suitable for rollers with support rings

---



A clamping nut can be loosened on each side to permit quick roller replacement. The cage then hangs on the side walls on one side and can easily be placed back in position after roller replacement.

Stricker GmbH und Co. KG • An der Kleimannbrücke 4 • 48157 Münster  
Phone: +49 251 3288-0 • Fax: +49 251 3288-129  
gummi@stricker.ms • www.stricker.ms